

Applications

Loadbinders are used for easy and efficient tightening of chain used for lashing purposes. The loadbinders are designed in such a way that they can effortlessly be operated using one hand.

Range

Van Beest offers three types of loadbinders: two ratchet types and a lever type, depending on the application. The loadbinders are suitable for various chain sizes, ranging from 8 up to 16 mm. The ratchet types can be supplied with two hooks or two eyes as endfittings.

Design

The Van Beest loadbinders are designed with an ergonomic, easy-to-use handle for simple, single-hand use, and are manufactured from drop forged or cast steel. One ratchet type is equipped with standard chain eye grab hooks, the other type has an improved version of these hooks to reduce chain wear substantially. This type of loadbinder is designed to meet requirements of standard EN 12195-3.

Each handle carries the following markings:

- chain diameter, for which the loadbinder is suitable;
- manufacturer's symbol (VBS);
- not for lifting or hoisting applications;
- Lashing Capacity;
- minimum breaking load.

Finish

The Van Beest loadbinders are painted either red or green.

Certification

Test certificates can be supplied upon request.

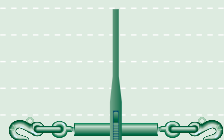
Instructions for use

Loadbinders should be inspected before use to ensure that:

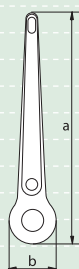
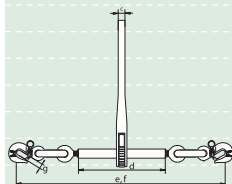
- all markings are legible;
- loadbinders are free from nicks, gouges and cracks;
- loadbinders should never be used for lifting or hoisting applications;
- a loadbinder with the correct Lashing Capacity has been selected with respect to chain size and load to be lashed. For further details we refer to EN 12195-3, standard for Lashing Chains;
- the loadbinder should never be side-loaded, since loadbinders are suitable for in-line pull only;
- the loadbinder must be hooked to the chain in such a way that you can operate the loadbinder while standing on the ground;
- never use a loadbinder while standing on the load;
- always keep yourself out of the path of the moving handle;
- if the handle of the lever type loadbinder cannot reach the correct locked position, never use a cheater pipe. In that case a ratchet type loadbinder must be used;
- in the locked position of a lever type load binder the bottom side of the loadbinder should touch the chain link. In this position secure the handle to the chain using the loose end of the chain or a piece of rope or soft wire;
- loadbinders may not be heat treated as this may affect their Lashing Capacity;
- never repair or reshape a loadbinder by welding, heating or bending as this may affect the Lashing Capacity;
- if the handle of a lever type loadbinder is released by hand, make sure you use an open hand under the handle and push upward. Do not close your hand around the handle. Move the handle with caution since it may whip as it comes free. Keep your body away from the moving handle.

It is required that the products are regularly inspected and that the inspection should take place in accordance with the safety standards given in the country of use. This is required because the products in use may be affected by wear, misuse, overloading etc. with a consequence of deformation and alteration of the material structure. Inspection should take place at least every six months and even more frequently when the loadbinders are used in severe operating conditions. Regularly lubricate moving parts of a loadbinder to extend product life and reduce wear.

Green Pin® ratchet type loadbinders with hooks, according to EN 12195-3



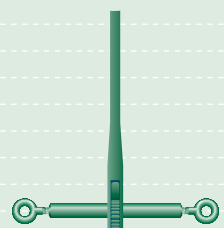
P-7170



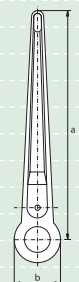
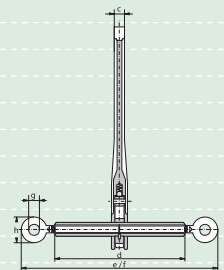
- **Material** : drop forged, quenched and tempered
- **Safety factor** : MBL equals 2 x Lashing Capacity
- **Standard** : EN 12195-3
- **Finish** : painted red
- **Certification** : test certificates can be supplied upon request

chain size	length	diameter	thickness	length barrel	length open	length closed	width	take-up	lashing capacity	proof load	minimum breaking load	weight per pce
mm	a	b	c	d	e	f	g	mm	tons	tons	tons	kg
8	355	66	16	252	742	573	11	169	4	5	8	4.5
10	355	66	16	252	789	620	13	169	6.3	7.9	12.6	5.4
13	355	66	16	252	866	703	17	163	10	12.5	21.2	7.7
16	355	66	16	252	892	733	20	159	16	20	32.2	10.2

Green Pin® ratchet type loadbinders without hooks, according to EN 12195-3



P-7190

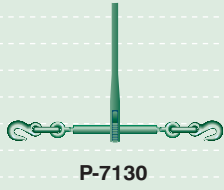


- **Material** : drop forged, quenched and tempered
- **Safety factor** : MBL equals 2 x Lashing Capacity
- **Standard** : EN 12195-3
- **Finish** : painted red
- **Certification** : test certificates can be supplied upon request

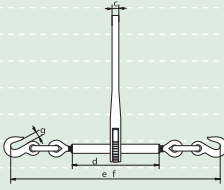
chain size	length	diameter	thickness	length barrel	length open	length closed	diameter eye inside	diameter eye outside	take-up	lashing capacity	proof load	minimum breaking load	weight per pce
mm	a	b	c	d	e	f	g	h	mm	tons	tons	tons	kg
8	355	66	16	252	513	344	20	52	169	4	5	8	3.8
10	355	66	16	252	513	344	20	52	169	6.3	7.9	12.6	4.6
13	355	66	16	252	513	350	26	60	163	10	12.5	21.2	6.9
16	355	66	16	252	511	352	26	64	159	16	20	32.2	9.3

1
2
3
4
5
6
7
8
9
10
11
12
13
14
15
16

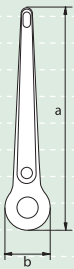
Green Pin® ratchet type loadbinders with hooks




- **Material** : drop forged/cast steel, quenched and tempered
- **Safety factor** : MBL equals 3.5 x WLL
- **Finish** : painted red or green
- **Certification** : test certificates can be supplied upon request



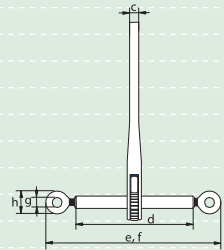
chain size	length handle	diameter	thickness	length barrel	length open	length closed	width	take-up	lashing capacity	proof load	minimum breaking load	weight per pce
mm	a	b	c	d	e	f	g	mm	kg	kg	kg	kg
8-10	355	66	16	254	750	580	13	170	2450	4900	8620	4.82
10-13	355	66	16	254	770	600	16	170	4175	8350	14970	5.92
13-16	355	66	16	254	840	685	19	155	5900	11800	20865	7.85



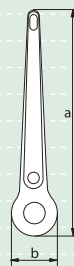
Green Pin® ratchet type loadbinders without hooks



- **Material** : drop forged/cast steel, quenched and tempered
- **Safety factor** : MBL equals 3.5 x WLL
- **Finish** : painted red or green
- **Certification** : test certificates can be supplied upon request



chain size	length handle	diameter	thickness	length barrel	length open	length closed	diameter eye inside	diameter eye outside	take-up	lashing capacity	proof load	minimum breaking load	weight per pce
mm	a	b	c	d	e	f	g	h	mm	kg	kg	kg	kg
8-10	355	66	16	254	550	380	20	52	170	2450	4900	8620	3.95
10-13	355	66	16	254	550	380	20	52	170	4175	8350	14970	4.75
13-16	355	66	16	254	570	400	25	60	170	5900	11800	20865	6.65

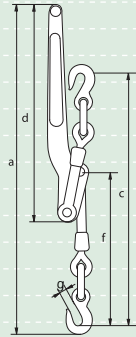
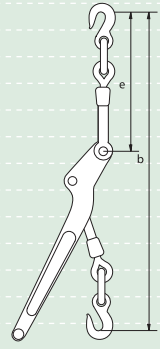


Green Pin® lever type loadbinders with hooks



P-7110

- **Material** : drop forged/cast steel, quenched and tempered
- **Safety factor** : MBL equals 3.5 x WLL
- **Finish** : painted red or green
- **Certification** : test certificates can be supplied upon request



chain size	length	length open	length closed	handle length	length	length	width	take-up	lashing capacity	proof load	minimum breaking load	weight per pce
mm	a	b	c	d	e	f	g	mm	kg	kg	kg	kg
8 -10	630	580	485	406	275	275	13	95	2450	4900	8620	2.81
10 -13	715	662	548	475	320	310	15	114	4175	8350	14970	5.08